













































			BEST :	S1	S2	S3	Last lap	Best lap	Lap	Gap 1st	Gap prev	Pit
🏁	01	#E	 ELKMANN Peter	36.185	24.220	36.114	01'36.519	01'33.580	13	-	-	0
🏁	02	#3	 JOST Andreas	35.609	24.095	35.755	01'35.459	01'35.459	13	15.150	15.150	0
🏁	03	#6	 ZULETA Jaime	35.975	24.404	35.733	01'36.112	01'35.777	13	16.211	1.061	0
🏁	04	#9	 KURSTJENS Leo	36.226	24.143	35.714	01'36.083	01'36.015	13	31.968	15.757	0
🏁	05	#44	 Mc CORMACK Connie	36.843	24.614	35.721	01'37.178	01'37.178	13	48.509	16.541	0
🏁	06	#28	 CONFALONIERI Eric	39.681	26.082	38.658	01'44.421	01'39.035	13	1:14.558	26.049	0
🏁	07	#16	 ROBBRECHT Emmanuel	38.701	26.059	40.055	01'44.815	01'43.377	12	1 Tr.	1 Tr.	0
🏁	08	#122	 HERVE Joseph	43.565	29.543	54.122	PIT IN	01'50.812	12	1 Tr.	1:40.196	1
🏁	09	#117	 MARCHESE Jean Marc	41.155	27.865	39.605	01'48.625	01'44.099	11	2 Tr.	1 Tr.	0
	10	#69	 VANDEMEULEBROUCKE T...	40.666	29.016	01'02.897	PIT IN	01'40.792	9	4 Tr.	2 Tr.	1
	11	#13	 HOFSTEDE Boely	41.860			01'50.407	01'50.407	4	9 Tr.	5 Tr.	0
	12	#79	 DREDGE Jason	42.921					0	13 Tr.	4 Tr.	0
	13	#121	 MARLIERE Jean-Pierre						0	-	-	0

			BEST:	S1	S2	S3	Last lap	Best lap	Lap	Gap 1st	Gap prev	Pit
	01	#E  ELKMANN Peter		34.643	23.327	34.565	01'36.501	01'32.840	13	-	-	0
	02	#3  JOST Andreas		36.889	24.466	36.106	01'37.461	01'35.880	13	37.869	37.869	0
	03	#9  KURSTJENS Leo		36.879	24.457	42.985	01'44.321	01'36.495	13	53.572	15.703	0
	04	#6  ZULETA Jaime		36.741	24.380	43.166	01'44.287	01'36.360	13	53.785	0.213	0
	05	#44  Mc CORMACK Connie		38.245	24.956	37.131	01'40.332	01'38.199	13	1:06.563	12.778	0
	06	#28  CONFALONIERI Eric		41.128	26.401	40.965	01'48.494	01'40.083	13	1:48.105	41.542	0
	07	#69  VANDEMEULEBROUCKE T...		39.713	26.623	39.206	01'45.542	01'42.637	12	1 Tr.	1 Tr.	0
	08	#117  MARCHESI Jean Marc		40.557	28.089	41.061	01'49.707	01'46.571	12	1 Tr.	44.472	0
	09	#122  HERVE Joseph		41.789	27.980	40.419	01'50.188	01'50.188	11	2 Tr.	1 Tr.	0
	10	#16  ROBBRECHT Emmanuel		41.958	26.655	38.071	01'46.684	01'41.939	4	9 Tr.	7 Tr.	0
	11	#13  HOFSTEDE Boely		59.843			02'12.413	01'59.263	2	11 Tr.	2 Tr.	0
	12	#79  DREDGE Jason		43.429					0	13 Tr.	2 Tr.	0

				S1	S2	S3	Best lap						
				BEST:	34.657	23.341	34.292	Last lap	01'32.479	Lap	Gap 1st	Gap prev	Pit
01	#E	 ELKMANN Peter		36.078	23.973	35.039	01'35.090	01'32.479	13	-	-	0	
02	#3	 JOST Andreas		37.897	24.766	38.016	01'40.679	01'33.679	13	24.877	24.877	0	
03	#6	 ZULETA Jaime		36.308	24.423	35.894	01'36.625	01'34.552	13	30.133	5.256	0	
04	#9	 KURSTJENS Leo		36.521	24.262	35.800	01'36.583	01'36.209	13	45.059	14.926	0	
05	#44	 Mc CORMACK Connie		37.069	24.493	01'03.917	02'05.479	01'36.071	13	1:14.424	29.365	0	
06	#16	 ROBBRECHT Emmanuel		38.569	25.433	37.197	01'41.199	01'41.199	12	1 Tr.	1 Tr.	0	
07	#69	 VANDEMEULEBROUCKE T...		38.948	25.820	37.369	01'42.137	01'42.052	12	1 Tr.	0.459	0	
08	#13	 HOFSTEDE Boely		41.078	27.096	41.161	01'49.335	01'47.367	12	1 Tr.	1:30.482	0	
09	#122	 HERVE Joseph		42.742	27.167	40.415	01'50.324	01'48.071	12	1 Tr.	0.526	0	
10	#117	 MARCHESE Jean Marc		40.864	27.279	39.928	01'48.071	01'44.397	7	6 Tr.	5 Tr.	0	
11	#28	 CONFALONIERI Eric		37.361	24.075	36.043	01'37.479	01'37.479	6	7 Tr.	1 Tr.	0	
12	#79	 DREDGE Jason		43.867	37.571	57.080	PIT IN		1	12 Tr.	5 Tr.	1	