



KZ2

Final Results

Document 19

Subject to scrutineering & sporting investigations

Rnk	No.	Entrant	Nat.E.	Driver	Nat.D.	Equipment	Laps	Time	Gap	Interv.	Best lap	Points
1	125	BIRELART RACING SRL	ITA	BERTUCA CRISTIAN	ITA	BIRELART / TM KART / VEGA	18	24:14.784			1:00.267	80
2	102	CPB SPORT	FRA	VAN WALSTIJN SENNA	NED	SODIKART / TM KART / VEGA	18	24:30.493	15.709	15.709	1:00.967	60
3	133	CL RACING TEAM	ITA	VASILE DANIEL	ROU	BIRELART / TM KART / VEGA	18	24:35.874	21.090	5.381	1:00.345	50
4	105	CPB SPORT	FRA	VAN WERVEN DION	NED	SODIKART / TM KART / VEGA	18	24:48.574	33.790	12.700	1:01.817	40
5	104	CPB SPORT	FRA	JUNGLING TIMO	GBR	SODIKART / TM KART / VEGA	18	24:57.897	43.113	9.323	1:01.439	35
6	107	CPB SPORT	FRA	HOLM ERIK	SWE	SODIKART / TM KART / VEGA	18	25:07.052	52.268	9.155	1:02.070	30
7	106	CPB SPORT	FRA	SCHORMANS KASPER	NED	SODIKART / TM KART / VEGA	18	25:08.889	54.105	1.837	1:01.176	25
8	101	CPB SPORT	FRA	ORLOV MAX	///	SODIKART / TM KART / VEGA	18	25:24.712	1:09.928	15.823	1:02.065	20
9	914	SCABINI ALESSIO	ITA	SCABINI ALESSIO	ITA	DR / TM KART / VEGA	18	25:25.589	1:10.805	0.877	1:06.960	15
10	110	CPB SPORT	FRA	SPIRIGEL MATTEO	FRA	SODIKART / TM KART / VEGA	18	25:41.843	1:27.059	16.254	1:02.486	12
11	134	CL RACING TEAM	ITA	GRAHAM JENSON	GBR	BIRELART / TM KART / VEGA	18	25:49.542	1:34.758	7.699	1:01.998	10
12	142	FORMULA K SRP FACTORY TEAM	GER	MORMORELLI EDOARDO	ITA	IPK / TM KART / VEGA	17	24:21.960	1 Lap	1 Lap	1:02.429	9
13	139	FORMULA K SRP FACTORY TEAM	GER	KAJAK MARKUS	EST	IPK / TM KART / VEGA	15	19:47.609	3 Laps	2 Laps	59.762	8
14	109	CPB SPORT	FRA	SIMEK DOMINIK	CZE	SODIKART / TM KART / VEGA	14	19:24.900	4 Laps	1 Lap	1:02.858	7
15	111	CPB SPORT	FRA	NOMBLLOT JEAN	FRA	SODIKART / TM KART / VEGA	14	19:43.591	4 Laps	18.691	1:01.820	6
16	120	BIRELART RACING SRL	ITA	FLORESCU POTOLEA ZOE	USA	BIRELART / TM KART / VEGA	9	11:59.310	9 Laps	5 Laps	1:02.574	5
17	118	MILLENNIUM KART RACING	GER	CEDRIC MALK	SUI	TONY KART / TM KART / VEGA	9	12:16.497	9 Laps	17.187	1:11.572	4
18	108	CPB SPORT	FRA	DUSSOL TOM	FRA	SODIKART / TM KART / VEGA	8	10:53.114	10 Laps	1 Lap	1:03.739	3
19	131	BIRELART RACING SRL	ITA	MARTINEZ PATRICIO	MEX	BIRELART / TM KART / VEGA	4	4:53.341	14 Laps	4 Laps	1:06.369	2

Leaders : No.125 BERTUCA CRISTIAN (1-3) / No.139 KAJAK MARKUS (4-13) / No.125 BERTUCA CRISTIAN (14-18)

Start Time : 16/03 - 16:23:18 / Flag Time : 16:47:30 / End Time : 16:49:07

Best lap : No.139 KAJAK MARKUS 59.762 77.95 kph

Weather : Rain Air : 12°C Track : Wet

Event Record : No.101 ORLOV MAX 51.209 90.97 kph

No.105	03:19 Lap 3	No.108	09:30 Lap 7	No.118	09:39 Lap 7	No.118	11:16 Lap 8	No.111	19:16 Lap 13
--------	----------------	--------	----------------	--------	----------------	--------	----------------	--------	-----------------

Timekeeper


Race Director



WSK Super Master Series

LEOPARD CIRCUIT VITERBO

12/16 MARCH 2025 MINI GR3



Mini Gr.3

Final Results

Document 34

Subject to scrutineering & sporting investigations

Rnk	No.	Entrant	Nat.E.	Driver	Nat.D.	Equipment	Laps	Time	Gap	Interv.	Best lap	Points
1 ▲2	521	TEAM DRIVER RACING KART	ITA	PERICO NICCOLO'	ITA	KR / IAME / VEGA	10	12:30.507			1:09.285	80
2 ▲2	553	BIRELART RACING SRL	ITA	REA ACHILLE	ITA	BIRELART / TM KART / VEGA	10	12:30.849	0.342	0.342	1:09.577	60
3 ▼2	513	BABYRACE DRIVER ACADEMY	ITA	RATAJSKI STAN	FRA	PAROLIN / IAME / VEGA	10	12:31.043	0.536	0.194	1:09.248	50
4 ▼2	551	WARD RACING	SWE	IANNI ANTONIO	ITA	TONY KART / TM KART / VEGA	10	12:31.326	0.819	0.283	1:09.275	40
5 ▲3	501	KIDIX DRIVER PERFORMANCE	SWE	DI PIETRANTONIO LORENZO	ITA	KR / IAME / VEGA	10	12:34.459	3.952	3.133	1:09.404	35
6 ▼1	528	CRG RACING TEAM	ITA	CHELIDZE LEON	GEO	TGROUP / TM KART / VEGA	10	12:34.620	4.113	0.161	1:09.419	30
7 ▼1	541	PAROLIN MOTORSPORT	ITA	HEDFORS ELTON	SWE	PAROLIN / TM KART / VEGA	10	12:34.674	4.167	0.054	1:09.688	25
8 ▲8	533	TONY KART RACING TEAM	ITA	POUJOL JEAN ANDRE RAY	FRA	TONY KART / VORTEX / VEGA	10	12:35.702	5.195	1.028	1:09.596	20
9 ▲4	522	TEAM DRIVER RACING KART	ITA	KOSTRZEWA BLAZEJ	POL	KR / IAME / VEGA	10	12:37.455	6.948	1.753	1:09.746	15
10 ▼1	570	DR SRL	ITA	LAZARO XAVIER	POR	DR / TM KART / VEGA	10	12:38.142	7.635	0.687	1:10.066	12
11 ▲7	518	BABYRACE DRIVER ACADEMY	ITA	VEGA ROYCE	USA	PAROLIN / IAME / VEGA	10	12:38.706	8.199	0.564	1:09.722	10
12 ▲7	530	TONY KART RACING TEAM	ITA	MULLER TIBERIUS PAUL	GER	TONY KART / VORTEX / VEGA	10	12:38.857	8.350	0.151	1:09.552	9
13 ▲2	543	MP ACADEMY GAMOTO	ITA	NOVIELLO GIUSEPPE	ITA	HENZA KART / TM KART / VEGA	10	12:40.791	10.284	1.934	1:10.084	8
14 ▲10	504	BABYRACE DRIVER ACADEMY	ITA	NANNI ALESSANDRO	ITA	PAROLIN / IAME / VEGA	10	12:40.984	10.477	0.193	1:09.503	7
15 ▲7	560	SPINOPROJECT RACING TEAM	ITA	D'ASCOLI LUIGI	ITA	ENERGY CORSE / IAME / VEGA	10	12:41.967	11.460	0.983	1:10.022	6
16 ▼9	503	BABYRACE DRIVER ACADEMY	ITA	DI FILIPPO DAVIDE	ITA	PAROLIN / IAME / VEGA	10	12:42.496	11.989	0.529	1:10.187	5
17 ▲6	531	TONY KART RACING TEAM	ITA	GORUN VICTOR THOMAS	USA	TONY KART / VORTEX / VEGA	10	12:44.473	13.966	1.977	1:10.203	4
18 ▲12	568	SPINOPROJECT RACING TEAM	ITA	MUIJS CEES	NED	ENERGY CORSE / TM KART / VEGA	10	12:44.923	14.416	0.450	1:09.462	3
19 ▲1	575	KIDIX DRIVER PERFORMANCE	ITA	PELFRENE TEO	FRA	KR / IAME / VEGA	10	12:45.189	14.682	0.266	1:10.308	2
20 ▲5	571	TEAM DRIVER RACING KART	ITA	COLUCCI EDOARDO	ITA	KR / IAME / VEGA	10	12:45.857	15.350	0.668	1:10.025	1
21 ▲7	517	SM RACING	GBR	MAZEPIN STEPAN	///	GILLARD / TM KART / VEGA	10	12:46.165	15.658	0.308	1:09.732	0
22 ▼6	534	TONY KART RACING TEAM	ITA	MANZANO SUAREZ MIGUEL	MEX	TONY KART / VORTEX / VEGA	10	12:46.407	15.900	0.242	1:10.221	0
23 ▲3	545	PAROLIN MOTORSPORT	ITA	BRAGEOT MATTIS	FRA	PAROLIN / TM KART / VEGA	10	12:46.716	16.209	0.309	1:09.893	0
24 ▼7	502	BABYRACE DRIVER ACADEMY	ITA	ROBERTSON MASON	GBR	PAROLIN / IAME / VEGA	10	12:47.460	16.953	0.744	1:09.367	0
25 ▲9	520	BABYRACE DRIVER ACADEMY	ITA	GESSESSE BWANA	KEN	PAROLIN / IAME / VEGA	10	12:47.787	17.280	0.327	1:10.073	0
26 ▲1	572	TONY KART RACING TEAM	ITA	MOEHRING HENRI	GER	TONY KART / VORTEX / VEGA	10	12:48.449	17.942	0.662	1:09.796	0
27 ▲4	532	TONY KART RACING TEAM	ITA	LI LINGHAN	CHN	TONY KART / VORTEX / VEGA	10	12:50.722	20.215	2.273	1:10.673	0
28 ▲1	544	PAROLIN MOTORSPORT	ITA	VERBA DANILA	///	PAROLIN / TM KART / VEGA	10	12:51.457	20.950	0.735	1:10.223	0
29 ▲4	582	DI POTO LUIGI	ITA	BUFFO ANDREA	ITA	PAROLIN / IAME / VEGA	10	12:51.741	21.234	0.284	1:10.480	0
30 ▼9	555	CRG RACING TEAM	ITA	PIRVU ADAM	ROU	TGROUP / TM KART / VEGA	10	12:51.890	21.383	0.149	1:10.341	0
31 ▲4	630	MP ACADEMY GAMOTO	ITA	STAMBAUGH ENZO	USA	HENZA KART / TM KART / VEGA	10	12:55.327	24.820	3.437	1:10.275	0
32 =	509	BABYRACE DRIVER ACADEMY	ITA	MIR ATIQA ASIF	IND	PAROLIN / IAME / VEGA	10	12:58.722	28.215	3.395	1:11.560	0
33 ▼23	546	PAROLIN MOTORSPORT	ITA	DZALILOV NIKITA	UKR	PAROLIN / TM KART / VEGA	10	12:59.391	28.884	0.669	1:10.586	0
34 ▲2	578	SPINOPROJECT RACING TEAM	ITA	MONTANARI MATTIA	ITA	ENERGY CORSE / IAME / VEGA	10	13:00.697	30.190	1.306	1:11.115	0
35 ▼24	552	CRG RACING TEAM	ITA	LAITINEN LEO	FIN	TGROUP / TM KART / VEGA	9	11:23.156	1 Lap	1 Lap	1:09.232	0
36 ▼24	540	MP ACADEMY GAMOTO	ITA	LOOMETS MARK	EST	HENZA KART / TM KART / VEGA	5	6:48.077	5 Laps	4 Laps	1:10.491	0

Leaders : No.513 RATAJSKI STAN (1-2) / No.553 REA ACHILLE (3-9) / No.521 PERICO NICCOLO' (10-10)

Start Time : 16/03 - 13:26:08 / Flag Time : 13:38:35 / End Time : 13:39:09

Best lap : No.552 LAITINEN LEO 1:09.232 67.29 kph

Weather : Rain Air : 12°C Track : Wet

Event Record : No.513 RATAJSKI STAN 58.973 78.99 kph

SLOW 00:08	00:14	SLOW 00:14	03:05 Lap 1	No.552 INVEST 03:38 Lap 2
------------	-------	------------	-------------	---------------------------

Timekeeper

Race Director



WSK Super Master Series

LEOPARD CIRCUIT VITERBO

12/16 MARCH 2025 OK-NJ



OK-N Junior

Final Results

Document 19

Subject to scrutineering & sporting investigations

Rnk	No.	Entrant	Nat.E.	Driver	Nat.D.	Equipment	Laps	Time	Gap	Interv.	Best lap	Points
1 ▲ ¹	711	KR MOTORSPORT	ITA	PALACIO LUCAS	USA	KR / IAME / VEGA	14	14:54.751			1:03.453	80
2 ▲ ²	720	MP ACADEMY GAMOTO	ITA	STANLEY NICOLA	USA	HENZA KART / TM KART / VEGA	14	14:54.890	0.139	0.139	1:03.517	60
3 ▲ ⁶	721	DR SRL	ITA	ORLANDO MICHELE	ITA	DR / MODENA ENGINES / VEGA	14	14:57.794	3.043	2.904	1:03.339	50
4 ▼ ³	707	TEAM DRIVER RACING KART	ITA	LEGENKYI OLEKSANDR	UKR	KR / IAME / VEGA	14	14:58.069	3.318	0.275	1:03.248	40
5 ▲ ⁶	709	VICTORYLANE	FRA	POLICAND TEO	FRA	KR / IAME / VEGA	14	14:59.406	4.655	1.337	1:03.399	35
6 ▲ ²	714	PREMA RACING	ITA	NUVOLINI MANY	FRA	KR / IAME / VEGA	14	15:00.885	6.134	1.479	1:03.470	30
7 ▼ ⁴	723	MODENA KART RACING TEAM	ITA	GIRARDELLO GIOELE	ITA	PAROLIN / TM KART / VEGA	14	15:01.547	6.796	0.662	1:03.617	25
8 ▼ ²	713	MP ACADEMY GAMOTO	ITA	GORSKI LEONARDO	POL	HENZA KART / TM KART / VEGA	14	15:03.553	8.802	2.006	1:03.914	20
9 ▲ ³	712	KR MOTORSPORT	ITA	XIE HUIFEI	CHN	KR / IAME / VEGA	14	15:04.844	10.093	1.291	1:03.965	15
10 ▲ ⁵	702	NOVALUX SRL	ITA	JAKOBIAK ALAN	POL	LENZOKART / LKE / VEGA	14	15:06.769	12.018	1.925	1:03.890	12
11 ▲ ²	701	NOVALUX SRL	ITA	OCIEPA ANTONI	POL	LENZOKART / LKE / VEGA	14	15:09.940	15.189	3.171	1:04.290	10
12 ▼ ⁷	716	MONSTER K FACTORY TEAM	ITA	OSADCYI-SUSLOVSKY VSE	UKR	MONSTER K / TM KART / VEGA	14	15:10.671	15.920	0.731	1:04.320	9
13 ▲ ⁶	718	LA MOTORSPORT	ITA	MAKINEN LENNI	FIN	PAROLIN / TM KART / VEGA	14	15:10.822	16.071	0.151	1:03.954	8
14 ▼ ⁷	722	MODENA KART RACING TEAM	ITA	TAMM ALBERT	SUI	PAROLIN / TM KART / VEGA	14	15:11.887	17.136	1.065	1:04.270	7
15 ▲ ¹	732	IPK FACTORY TEAM	CZE	MARTUFI MANUEL	ITA	IPK / IAME / VEGA	14	15:12.144	17.393	0.257	1:04.067	6
16 ▲ ⁶	733	FERRARA KART	ITA	MIRABELLA FEDERICO	ITA	CRG / TM KART / VEGA	14	15:13.531	18.780	1.387	1:04.089	5
17 =	704	NOVALUX SRL	ITA	BOTTE NIKITA	UKR	LENZOKART / LKE / VEGA	14	15:14.196	19.445	0.665	1:03.929	4
18 ▲ ²	738	ENERGY CORSE SRL	ITA	SANCHES FELIPE	BRA	ENERGY CORSE / TM KART / VEG	14	15:14.819	20.068	0.623	1:04.433	3
19 ▼ ⁹	769	MONSTER K FACTORY TEAM	ITA	KOZIAEV SEBASTIAN	///	MONSTER K / TM KART / VEGA	14	15:21.229	26.478	6.410	1:04.637	2
20 ▲ ³	737	KIDIX DRIVER PERFORMANCE	ITA	NEKMOUCHE NEIL	MAR	KR / MODENA ENGINES / VEGA	14	15:21.576	26.825	0.347	1:04.962	1
21 ▲ ⁶	736	WARD RACING	SWE	WEN YUBO	CHN	TONY KART / VORTEX / VEGA	14	15:21.759	27.008	0.183	1:04.636	0
22 ▼ ⁴	719	LA MOTORSPORT	ITA	SULPIZIO EDOARDO	ITA	PAROLIN / TM KART / VEGA	14	15:22.896	28.145	1.137	1:04.831	0
23 ▲ ²	739	ENERGY CORSE SRL	ITA	IACOMELLI GABRIELE	ITA	ENERGY CORSE / TM KART / VEG	14	15:29.634	34.883	6.738	1:05.334	0
24 =	708	VICTORYLANE	FRA	CACHAFEIRO TONY	AND	KR / IAME / VEGA	14	15:30.230	35.479	0.596	1:05.160	0
25 ▼ ¹¹	727	KIDIX DRIVER PERFORMANCE	SWE	SIMONE ROCCO	CAN	KR / MODENA ENGINES / VEGA	8	8:43.391	6 Laps	6 Laps	1:04.145	0
26 ▼ ⁵	735	LA MOTORSPORT	ITA	PLASZEWSKI NORBERT JR	NOR	PAROLIN / TM KART / VEGA	5	5:37.326	9 Laps	3 Laps	1:05.223	0
27 ▼ ¹	777	WARD RACING	SWE	WU JINCHENG	CHN	TONY KART / TM KART / VEGA	4	4:31.996	10 Laps	1 Lap	1:05.611	0

Not Classified												
	740	DR SRL	ITA	FOMICHEV GEORGII	///	DR / MODENA ENGINES / VEGA			DNS			

Leaders : No.711 PALACIO LUCAS (1-14)

Start Time : 16/03 - 14:28:55 / Flag Time : 14:43:45 / End Time : 14:44:25

Best lap : No.707 LEGENKYI OLEKSANDR 1:03.248 73.65 kph

Weather : Scattered cloud Air : 12°C Track : Wet

Event Record : No.709 POLICAND TEO 53.543 87.00 kph

No.718	02:17 Lap 1	No.735	03:54 Lap 3	No.735	05:07 Lap 4	No.702	12:02 Lap 11	No.739	13:24 Lap 12
--------	----------------	--------	----------------	--------	----------------	--------	-----------------	--------	-----------------

Timekeeper


Race Director



WSK Super Master Series

LEOPARD CIRCUIT VITERBO

12/16 MARCH 2025



OK Junior

Final Results

Document 34

Subject to scrutineering & sporting investigations

Rnk	No.	Entrant	Nat.E.	Driver	Nat.D.	Equipment	Laps	Time	Gap	Interv.	Best lap	Points
1	330	FORZA RACING	GBR	DOMAIN HENRY	GBR	EXPRIT / TM KART / VEGA	14	14:22.164			1:00.049	80
2	301	PREMA RACING SRL	ITA	BAGLIN NOAH	GBR	KR / IAME / VEGA	14	14:22.977	0.813	0.813	59.852	60
3	311	KR MOTORSPORT	ITA	WALZ DEVIN	USA	KR / IAME / VEGA	14	14:24.514	2.350	1.537	1:00.339	50
4	328	FORZA RACING	GBR	ZULFIKARI ISKENDER	TUR	EXPRIT / TM KART / VEGA	14	14:27.555	5.391	3.041	1:00.201	40
5	302	PREMA RACING SRL	ITA	HOOGENDOORN DEAN	NED	KR / IAME / VEGA	14	14:27.970	5.806	0.415	1:00.659	35
6	309	KR MOTORSPORT	ITA	GREEN WILL	GBR	KR / IAME / VEGA	14	14:28.201	6.037	0.231	1:00.628	30
7	327	RICKY FLYNN MOTORSPORT	GBR	ARIAS BOSCO	ESP	LN KART / TM KART / VEGA	14	14:28.455	6.291	0.254	1:00.492	25
8	347	TEAM DRIVER RACING KART	ITA	VIAPIANA VALERIO	ITA	KR / IAME / VEGA	14	14:28.717	6.553	0.262	1:00.479	20
9	372	CRG RACING TEAM	ITA	OCHSTEIN ASHER	USA	CRG / IAME / VEGA	14	14:30.008	7.844	1.291	59.848	15
10	310	KR MOTORSPORT	ITA	WALZ DREW	USA	KR / IAME / VEGA	14	14:30.434	8.270	0.426	1:01.179	12
11	326	RICKY FLYNN MOTORSPORT	GBR	BROWN TURNER	USA	LN KART / TM KART / VEGA	14	14:30.886	8.722	0.452	59.768	10
12	329	FORZA RACING	GBR	CALLEJA WILLIAM	AUS	EXPRIT / TM KART / VEGA	14	14:33.018	10.854	2.132	1:00.503	9
13	304	TONY KART RACING TEAM	ITA	CRISAN ILIE TRISTAN	CAN	TONY KART / VORTEX / VEGA	14	14:33.792	11.628	0.774	1:00.748	8
14	312	KR MOTORSPORT	ITA	SZECSENYI TOBIAS	CZE	KR / IAME / VEGA	14	14:34.688	12.524	0.896	1:00.199	7
15	379	VICTORYLANE	FRA	TAAL LUUK	NED	KR / IAME / VEGA	14	14:35.348	13.184	0.660	1:00.327	6
16	317	FUSION MOTORSPORT	GBR	PILIPENKO MARK	USA	KR / IAME / VEGA	14	14:36.995	14.831	1.647	1:00.247	5
17	391	CRG RACING TEAM	ITA	VAN ROOIJEN MATS	NED	CRG / TM KART / VEGA	14	14:38.342	16.178	1.347	1:00.205	4
18	325	RICKY FLYNN MOTORSPORT	GBR	HOU ZAI JIANG	CHN	LN KART / TM KART / VEGA	14	14:42.686	20.522	4.344	1:00.629	3
19	307	TONY KART RACING TEAM	ITA	FRASNELLI JULIAN	ITA	TONY KART / VORTEX / VEGA	14	14:43.594	21.430	0.908	1:00.552	2
20	370	CRG RACING TEAM	ITA	MIRON DANIEL	NED	CRG / IAME / VEGA	14	14:45.032	22.868	1.438	1:00.976	1
21	315	FUSION MOTORSPORT	GBR	LOPEZ MARIANO	PER	KR / IAME / VEGA	14	14:45.384	23.220	0.352	1:00.260	0
22	335	VICTORYLANE	FRA	HERNANDEZ EMILIANO	MEX	KR / IAME / VEGA	14	14:45.845	23.681	0.461	1:00.009	0
23	375	PAROLIN MOTORSPORT	ITA	TRUCHOT ALESSANDRO	FRA	PAROLIN / TM KART / VEGA	14	14:48.154	25.990	2.309	1:00.997	0
24	374	PAROLIN MOTORSPORT	ITA	BLANCO BRUNO	ITA	PAROLIN / TM KART / VEGA	14	14:48.762	26.598	0.608	1:00.602	0
25	351	DPK RACING	ESP	ZSEBO MARCELL	HUN	KR / IAME / VEGA	14	14:49.706	27.542	0.944	1:01.015	0
26	352	DPK RACING	ESP	MIGUEZ MANUEL	ESP	KR / IAME / VEGA	14	14:50.255	28.091	0.549	1:01.438	0
27	319	FUSION MOTORSPORT	GBR	PIZZONIA ANTONIO	BRA	KR / IAME / VEGA	10	10:42.939	4 Laps	4 Laps	1:02.440	0
28	332	FORZA RACING	GBR	MANNI ANDREA	MON	EXPRIT / TM KART / VEGA	8	8:28.459	6 Laps	2 Laps	1:01.736	0
29	333	FORZA RACING	GBR	KARA OSMAN AMIN	GER	EXPRIT / TM KART / VEGA	5	5:47.051	9 Laps	3 Laps	1:03.342	0
30	303	TONY KART RACING TEAM	ITA	KUMPEN HENRI CONSTANT	BEL	TONY KART / VORTEX / VEGA	2	2:14.136	12 Laps	3 Laps	1:04.367	0
31	378	VICTORYLANE	FRA	SCELLES LUKA	FRA	KR / IAME / VEGA	0	2.063	14 Laps	2 Laps		0
32	354	FUSION MOTORSPORT	GBR	RAJPOLD KACPER	POL	KR / IAME / VEGA	0	2.606	14 Laps	0.543		0
33	344	KOSKI MOTORSPORT	FIN	MCGAUGHY MICHAEL	USA	KR / IAME / VEGA	0	3.455	14 Laps	0.849		0
34	308	TONY KART RACING TEAM	ITA	LJUBIMOV NIKITA	EST	TONY KART / VORTEX / VEGA	0	3.773	14 Laps	0.318		0
35	345	PAROLIN MOTORSPORT	ITA	FIRHAND QARRAR	TUN	PAROLIN / TM KART / VEGA	0	4.035	14 Laps	0.262		0
36	323	RICKY FLYNN MOTORSPORT	GBR	WARNER OLIVER	GBR	LN KART / TM KART / VEGA	0	4.536	14 Laps	0.501		0

Leaders : No.330 DOMAIN HENRY (1-14)

Start Time : 16/03 - 15:07:23 / Flag Time : 15:21:41 / End Time : 15:22:14

Best lap : No.326 BROWN TURNER 59.768 77.94 kph

Weather : Scattered cloud Air : 12°C Track : Wet

Event Record : No.304 CRISAN ILIE TRISTAN 52.857 88.13 kph

No.326 10:44 Lap 10

No.372 11:48 Lap 11

Timekeeper


Race Director



WSK Super Master Series

LEOPARD CIRCUIT VITERBO

12/16 MARCH 2025 MINI U10



Mini U10

Final Results

Document 19 PENDING

Subject to scrutineering & sporting investigations

Rnk	No.	Entrant	Nat.E.	Driver	Nat.D.	Equipment	Laps	Time	Gap	Interv.	Best lap	Points
1	▲2	558 BORSCH RACING	UKR	KOVTUNENKO PLATON	UKR	ENERGY CORSE / IAME / VEGA	10	12:46.340			1:10.378	80
2	▼1	658 WARD RACING	SWE	SCHNIEGENBERG COLTON	USA	TONY KART / TM KART / VEGA	10	12:47.675	1.335	1.335	1:09.646	60
3	▼1	584 BABYRACE DRIVER ACADEMY	ITA	EL GAHOUDI NAHYL	MAR	PAROLIN / IAME / VEGA	10	12:48.450	2.110	0.775	1:10.540	50
4	▬	563 KIDIX DRIVER PERFORMANCE	SWE	BERGMAN JOSH	USA	KR / IAME / VEGA	10	12:50.254	3.914	1.804	1:10.718	40
5	▲2	580 FORMULA K SRP FACTORY TEAM	GER	ALGRE JAN RUUDI	EST	IPK / TM KART / VEGA	10	12:51.771	5.431	1.517	1:10.651	35
6	▼1	550 CRG RACING TEAM	ITA	PASQUALI DANIEL	ITA	TGROUP / TM KART / VEGA	10	12:56.719	10.379	4.948	1:11.023	30
7	▼1	564 KIDIX DRIVER PERFORMANCE	SWE	GODSCHALK WYNN	CUN	KR / IAME / VEGA	10	12:56.919	10.579	0.200	1:11.079	25
8	▲1	527 TEAM DRIVER RACING KART	ITA	AAGTEN DAVID	POL	KR / IAME / VEGA	10	12:57.754	11.414	0.835	1:11.349	20
9	▼1	508 BABYRACE DRIVER ACADEMY	ITA	WARAKITSUPACHOK PHAM	THA	PAROLIN / IAME / VEGA	10	12:58.067	11.727	0.313	1:11.300	15
10	▲2	554 CRG RACING TEAM	ITA	HSUEH BLAKE	USA	TGROUP / TM KART / VEGA	10	12:59.783	13.443	1.716	1:11.382	12
11	▼1	567 BABYRACE DRIVER ACADEMY	ITA	GARCIA PATINO MATEO	MEX	PAROLIN / IAME / VEGA	10	13:03.335	16.995	3.552	1:10.851	10
12	▲4	506 BABYRACE DRIVER ACADEMY	ITA	MIRAS Y MUNOZ SASHA ST	PER	PAROLIN / IAME / VEGA	10	13:04.197	17.857	0.862	1:11.295	9
13	▲2	669 BABYRACE DRIVER ACADEMY	ITA	WIBOWO M. FADHL ABBAS	INA	PAROLIN / IAME / VEGA	10	13:05.822	19.482	1.625	1:12.065	8
14	▬	537 MP ACADEMY GAMOTO	ITA	V.D. COTERLET JULIEN	NED	HENZA KART / TM KART / VEGA	10	13:06.105	19.765	0.283	1:11.215	7
15	▼4	579 NOVALUX SRL	ITA	HEJNAR HUGO	POL	LENZOKART / LKE / VEGA	10	13:07.899	21.559	1.794	1:12.227	6

No.658 SCHNIEGENBERG COLTON : Under Investigation

Not Classified

507	BABYRACE DRIVER ACADEMY	ITA	MICALLEF JAKE JORDAN	MLT	PAROLIN / IAME / VEGA				DNS			
581	NOVALUX SRL	ITA	PREDESCU ADAM	ROU	LENZOKART / LKE / VEGA				DNS			

Leaders : No.584 EL GAHOUDI NAHYL (1-4) / No.558 KOVTUNENKO PLATON (5-10)

Start Time : 16/03 - 13:57:14 / Flag Time : 14:09:56 / End Time : 14:10:22

Best lap : No.658 SCHNIEGENBERG COLTON 1:09.646 66.89 kph

Weather : Rain Air : 12°C Track : Wet

Event Record : No.558 KOVTUNENKO PLATON 59.477 78.32 kph

SLOW	00:01	03:17 Lap 1	No.658 INVEST	03:34 Lap 2
------	-------	-------------	---------------	-------------

Timekeeper

Race Director



WSK Super Master Series

LEOPARD CIRCUIT VITERBO

12/16 MARCH 2025

OK



OK

Final Results SUB Judice

Document 34

Subject to scrutineering & sporting investigations

Rnk	No.	Entrant	Nat.E.	Driver	Nat.D.	Equipment	Laps	Time	Gap	Interv.	Best lap	Points
1	▲ ⁵	208 TONY KART RACING TEAM	ITA	PESL JINDRICH	CZE	TONY KART / VORTEX / LECONT	18	15:47.497			51.882	80
2	▬	299 PREMA RACING SRL	ITA	CRAIGIE KENZO	GBR	KR / IAME / LECONT	18	15:49.037	1.540	1.540	51.976	60
3	▲ ¹	281 FORZA RACING	GBR	BURNETT JENSEN	CAN	EXPRIT / TM KART / LECONT	18	15:49.390	1.893	0.353	51.934	50
4	▼ ¹	201 PREMA RACING SRL	ITA	VAN LANGENDONCK DRIES	BEL	KR / IAME / LECONT	18	15:50.650	3.153	1.260	52.034	40
5	▲ ²	251 KR MOTORSPORT	ITA	TURNEY JOE	GBR	KR / IAME / LECONT	18	15:51.831	4.334	1.181	51.980	35
6	▼ ¹	228 FORZA RACING	GBR	SALA FILIPPO	ITA	EXPRIT / TM KART / LECONT	18	15:53.401	5.904	1.570	52.159	30
7	▲ ⁹	230 FUSION MOTORSPORT	GBR	DRUMMOND ZAC	GBR	KR / IAME / LECONT	18	15:54.308	6.811	0.907	52.009	25
8	▲ ³	203 KR MOTORSPORT	ITA	MARTINESE IACOPO	ITA	KR / IAME / LECONT	18	15:54.554	7.057	0.246	51.938	20
9	▲ ¹	256 VICTORYLANE	FRA	CORONEL ROCCO	NED	KR / IAME / LECONT	18	15:54.653	7.156	0.099	51.935	15
10	▲ ²	212 DPK RACING	ESP	MARSH SCOTT	GBR	KR / IAME / LECONT	18	15:56.276	8.779	1.623	52.075	12
11	▼ ³	204 LIQUI-MOLY ROLI MOTORSPORT	EST	KUKLANE ROLAND	EST	KR / TM KART / LECONT	18	15:56.902	9.405	0.626	52.042	10
12	▲ ¹	814 VDK RACING	BEL	RAMAEKERS THIBAUT	BEL	KR / IAME / LECONT	18	15:57.535	10.038	0.633	52.096	9
13	▲ ¹	296 KR MOTORSPORT	ITA	FRANCIS LEWIS	AUS	KR / IAME / LECONT	18	15:58.016	10.519	0.481	52.010	8
14	▲ ⁵	811 KR MOTORSPORT	ITA	KELLEHER DANIEL	IRL	KR / IAME / LECONT	18	15:58.690	11.193	0.674	52.102	7
15	▲ ⁸	297 PREMA RACING SRL	ITA	ANAGNOSTIADIS JAMES	AUS	KR / IAME / LECONT	18	16:00.354	12.857	1.664	51.988	6
16	▲ ⁴	213 DPK RACING	ESP	ARNAUDO FAUSTO	ARG	KR / IAME / LECONT	18	16:01.592	14.095	1.238	52.371	5
17	▲ ⁷	236 IPK FACTORY TEAM	ITA	FERRARI LAMBERTO	ITA	IPK / TM KART / LECONT	18	16:02.971	15.474	1.379	52.335	4
18	▼ ³	227 RICKY FLYNN MOTORSPORT	GBR	KAMYAB ROMAN	GBR	LN KART / TM KART / LECONT	18	16:04.092	16.595	1.121	52.237	3
19	▲ ¹³	209 TONY KART RACING TEAM	ITA	RASMUSSEN OLIVER FODO	DEN	TONY KART / VORTEX / LECONT	18	16:04.363	16.866	0.271	52.275	2
20	▲ ⁷	206 KR MOTORSPORT	ITA	MICALLEF JACOB	MLT	KR / IAME / LECONT	18	16:04.770	17.273	0.407	52.166	1
21	▼ ³	254 VICTORYLANE	FRA	CHARTIER ALEXANDER	CAN	KR / IAME / LECONT	18	16:05.551	18.054	0.781	52.135	0
22	▼ ¹	226 RICKY FLYNN MOTORSPORT	GBR	KORNDER LUKE	GER	LN KART / TM KART / LECONT	18	16:05.956	18.459	0.405	52.313	0
23	▼ ²²	231 PAROLIN MOTORSPORT	ITA	COSTOYA CHRISTIAN	ESP	PAROLIN / TM KART / LECONT	18	16:06.148	18.651	0.192	52.014	0
24	▼ ²	215 FUSION MOTORSPORT	GBR	HAKKINEN ELLA	HUN	KR / IAME / LECONT	18	16:06.403	18.906	0.255	52.316	0
25	▲ ¹⁰	224 ENERGY CORSE SRL	ITA	ANDRIOTIS PAUL	SUI	ENERGY CORSE / IAME / LECONT	18	16:10.926	23.429	4.523	52.431	0
26	▲ ⁷	222 VICTORYLANE	FRA	GENDER TAMAS	HUN	KR / IAME / LECONT	18	16:14.247	26.750	3.321	52.844	0
27	▼ ¹	216 FUSION MOTORSPORT	GBR	GALAN OSKAR	POL	KR / IAME / LECONT	18	16:14.368	26.871	0.121	52.492	0
28	▼ ¹⁹	229 FORZA RACING	GBR	WHERRELL LEWIS	GBR	EXPRIT / TM KART / LECONT	15	13:29.958	3 Laps	3 Laps	52.500	0
29	▼ ¹²	243 PREMA RACING SRL	ITA	AKSOY ALP	TUR	KR / IAME / LECONT	14	12:33.812	4 Laps	1 Lap	52.361	0
30	▼ ⁵	298 PREMA RACING SRL	ITA	FLUXA CROSS LUNA	ESP	KR / IAME / LECONT	12	10:48.263	6 Laps	2 Laps	52.559	0
31	▼ ²	238 PAROLIN MOTORSPORT	ITA	LOWETTE BEAU	BEL	PAROLIN / TM KART / LECONT	11	9:58.675	7 Laps	1 Lap	52.542	0
32	▼ ²	253 RICKY FLYNN MOTORSPORT	GBR	WODA WOJCIECH	POL	LN KART / TM KART / LECONT	11	9:59.456	7 Laps	0.781	52.523	0
33	▲ ³	263 CRG RACING TEAM	ITA	DONANZAN FILIPPO	ITA	CRG / IAME / LECONT	5	4:45.005	13 Laps	6 Laps	53.401	0
34	▼ ³	291 MP KARTRACING	NED	LUTHARDT CARL	GER	HENZA KART / IAME / LECONT	1	1:05.771	17 Laps	4 Laps	1:01.191	0
35	▼ ⁷	244 VICTORYLANE	FRA	SUN ANZHE	CHN	KR / IAME / LECONT	0	3.938	18 Laps	1 Lap		0
36	▼ ²	802 VICTORYLANE	FRA	COCHET LOUIS	FRA	KR / IAME / LECONT	0	4.349	18 Laps	0.411		0

Leaders : No.231 COSTOYA CHRISTIAN (1-1) / No.299 CRAIGIE KENZO (2-12) / No.208 PESL JINDRICH (13-18)

Start Time : 16/03 - 15:45:30 / Flag Time : 16:01:14 / End Time : 16:01:44

Best lap : No.208 PESL JINDRICH 51.882 89.79 kph

Weather : Scattered cloud Air : 12°C Track : Dry

Event Record : No.231 COSTOYA CHRISTIAN 51.705 90.10 kph

No.254 02:31 Lap 2	No.256 06:41 Lap 7	No.811 07:19 Lap 8
---------------------------	---------------------------	---------------------------

Timekeeper

Race Director