

X30 Master








Classement des essais / Practice classification

| Cl | N° | Pilote | Nat | Chassis | Séance 1 | Séance 2 | Temps | Ecart |
|-----|-----|------------------------|-----|-----------|-----------|-----------|---------------|--------|
| Rnk | No. | Driver | | Chassis | Session 1 | Session 2 | Time | Gap |
| 1 | 419 | PECLERS Jérémy | | Kosmic | | 55.087 | 55.087 | |
| 2 | 401 | CAVALLONI Gérard | | RedSpeed | 55.259 | | 55.259 | +0.172 |
| 3 | 442 | STYF Patrick | | Kosmic | 55.286 | | 55.286 | +0.199 |
| 4 | 458 | HILL Graham | | Exprit | | 55.297 | 55.297 | +0.210 |
| 5 | 424 | LECARPENTIER Wilfried | | Kosmic | | 55.323 | 55.323 | +0.236 |
| 6 | 402 | TURKINGTON Gary | | Fullerton | 55.329 | | 55.329 | +0.242 |
| 7 | 420 | FOSTER Kip | | Kosmic | 55.330 | | 55.330 | +0.243 |
| 8 | 411 | CHAPON Eric | | RedSpeed | | 55.414 | 55.414 | +0.327 |
| 9 | 428 | DUCHATEAU Nicolas | | Kosmic | 55.436 | | 55.436 | +0.349 |
| 10 | 432 | GHERARDI Davide | | Tony-Kart | 55.467 | | 55.467 | +0.380 |
| 11 | 408 | LEOTTA Alexandre | | Tony-Kart | 55.469 | | 55.469 | +0.382 |
| 12 | 452 | QUINQUET Gildas | | Kosmic | 55.489 | | 55.489 | +0.402 |
| 13 | 426 | KIELTYKA Fabio | | Kosmic | | 55.524 | 55.524 | +0.437 |
| 14 | 413 | NERGUTI Samy | | RedSpeed | | 55.544 | 55.544 | +0.457 |
| 15 | 422 | CHENILLOT David | | Tony-Kart | | 55.550 | 55.550 | +0.463 |
| 16 | 460 | WEMAUX Jonathan | | Exprit | | 55.555 | 55.555 | +0.468 |
| 17 | 445 | BOURDON Matthieu | | RedSpeed | | 55.564 | 55.564 | +0.477 |
| 18 | 404 | MICHELSSEN Guty | | Kosmic | | 55.577 | 55.577 | +0.490 |
| 19 | 481 | BURNS Jason | | Tony-Kart | | 55.580 | 55.580 | +0.493 |
| 20 | 416 | HANEQUAND Jérémy | | OTK | | 55.588 | 55.588 | +0.501 |
| 21 | 502 | RUNGET Willy | | Exprit | | 55.593 | 55.593 | +0.506 |
| 22 | 417 | LAINÉ Mikko | | Zanardi | 55.604 | | 55.604 | +0.517 |
| 23 | 523 | SAKA Hiroyuki | | BirelArt | | 55.618 | 55.618 | +0.531 |
| 24 | 407 | RICHE Alexandre | | | 55.632 | | 55.632 | +0.545 |
| 25 | 444 | FAULKNER Richie | | Tony-Kart | 55.662 | | 55.662 | +0.575 |
| 26 | 501 | ROUXEL Franck | | Sodi | 55.671 | | 55.671 | +0.584 |
| 27 | 431 | NERGUTI Adrian | | Sodi | 55.674 | | 55.674 | +0.587 |
| 28 | 505 | CHUNG Kenneth | | Tony-Kart | 55.706 | | 55.706 | +0.619 |
| 29 | 493 | JOLINET Grégory | | Tecno | | 55.717 | 55.717 | +0.630 |
| 30 | 489 | LANCI Pierangelo | | Kosmic | 55.738 | | 55.738 | +0.651 |
| 31 | 425 | LOISEAU Damien | | Kosmic | | 55.756 | 55.756 | +0.669 |
| 32 | 423 | UMID ALI Hussain | | Tecno | | 55.797 | 55.797 | +0.710 |
| 33 | 441 | HIPP Charly | | Sodi | 55.798 | | 55.798 | +0.711 |
| 34 | 414 | KUSSMAUL Jean-François | | BirelArt | 55.804 | | 55.804 | +0.717 |
| 35 | 511 | BARRIOS Mario | | Gillard | | 55.861 | 55.861 | +0.774 |
| 36 | 447 | VINCENT Jean-Baptiste | | OTK | 55.905 | | 55.905 | +0.818 |
| 37 | 429 | FOKIN Jani | | CRG | | 55.927 | 55.927 | +0.840 |
| 38 | 440 | RIMMAUDO Gilles | | Tony-Kart | 55.932 | | 55.932 | +0.845 |
| 39 | 446 | DALY Mark | | Tony-Kart | | 55.981 | 55.981 | +0.894 |
| 40 | 522 | BAZARD Alain | | Tony-Kart | | 55.989 | 55.989 | +0.902 |
| 41 | 521 | BRIVE Patrick | | GB | | 56.028 | 56.028 | +0.941 |
| 42 | 410 | PAPANASTASIOU Dimitris | | Tecno | | 56.089 | 56.089 | +1.002 |
| 43 | 436 | WILSON Derek | | Tony-Kart | 56.091 | | 56.091 | +1.004 |
| 44 | 409 | WANG Derek | | OTK | 56.107 | | 56.107 | +1.020 |
| 45 | 434 | LEIVA Hernan | | OTK | | 56.117 | 56.117 | +1.030 |
| 46 | 569 | ARDITO Angelo | | Kosmic | 56.170 | | 56.170 | +1.083 |
| 47 | 450 | ADOMAITIS Vytautas | | Mach1 | | 56.192 | 56.192 | +1.105 |
| 48 | 520 | JACOMELLI Rodolphe | | Exprit | 56.233 | | 56.233 | +1.146 |
| 49 | 524 | LE MOING Yannick | | Tecno | 56.242 | | 56.242 | +1.155 |
| 50 | 550 | FOULATIER Jacky | | RedSpeed | 56.266 | | 56.266 | +1.179 |
| 51 | 504 | SALMINEN Vesa | | Haase | | 56.286 | 56.286 | +1.199 |


IAME INTERNATIONAL FINAL 2017

X30 Master

Classement des essais / Practice classification

| Cl | N° | Pilote | | Nat | Chassis | Séance 1 | Séance 2 | Temps | Ecart |
|-----|-----|-------------------|---|---|-----------|-----------|-----------|---------------|--------|
| Rnk | No. | Driver | | | Chassis | Session 1 | Session 2 | Time | Gap |
| 52 | 555 | ADAMS Christophe |  |  | BirelArt | | 56.286 | 56.286 | +1.199 |
| 53 | 474 | LEPPANEN Ville | |  | Formula K | | 56.323 | 56.323 | +1.236 |
| 54 | 525 | AUGER Christophe |  |  | Tony-Kart | | 56.402 | 56.402 | +1.315 |
| 55 | 427 | VOGES Sebastian | |  | Kosmic | 56.407 | | 56.407 | +1.320 |
| 56 | 599 | OSTIER Frédéric |  |  | Tecno | 56.510 | | 56.510 | +1.423 |
| 57 | 577 | FRANCHINI Alberto |  |  | Tony-Kart | | 56.532 | 56.532 | +1.445 |
| 58 | 453 | HIM Emmanuel | |  | Tony-Kart | 56.544 | | 56.544 | +1.457 |
| 59 | 515 | RENAULT Lionel |  |  | Tony-Kart | 56.561 | | 56.561 | +1.474 |
| 60 | 507 | RUFFA Christian |  |  | Maranello | | 56.562 | 56.562 | +1.475 |
| 61 | 557 | PION Lucky |  |  | Tony-Kart | 56.650 | | 56.650 | +1.563 |
| 62 | 503 | KOISTINEN Robert |  |  | Haase | | 56.721 | 56.721 | +1.634 |
| 63 | 576 | MALAIS Joël |  |  | Haase | 56.795 | | 56.795 | +1.708 |
| 64 | 509 | DONADEI Tino |  |  | Evokart | 56.817 | | 56.817 | +1.730 |
| 65 | 412 | NICOLAS Séverine |  |  | Kosmic | | 56.874 | 56.874 | +1.787 |
| 66 | 403 | KOCHHAR Prashant | |  | OTK | | 56.964 | 56.964 | +1.877 |
| 67 | 433 | RINGELBERG Jim | |  | Gillard | 56.974 | | 56.974 | +1.887 |
| 68 | 480 | ABERG Johannes | |  | Gillard | 57.139 | | 57.139 | +2.052 |
| 69 | 478 | NUORENTO Tuomo | |  | Haase | 57.410 | | 57.410 | +2.323 |
| 70 | 582 | THOMSEN Per |  |  | TB Kart | | 58.357 | 58.357 | +3.270 |

Non Classés / Not Classified

| | | | | |
|-----|---------------|---|-------|----------|
| 421 | LINDHOLM Tony |  | Haase | Excluded |
|-----|---------------|---|-------|----------|

Steward #1.

Steward #2

Steward #3

X30 Super

Essais Qualificatifs

Classement officiel de la séance / Official Session classification

| Clk Rnk | N° No. | Pilote Driver | Nat | Meilleur S1 Best S1 | Meilleur S2 Best S2 | Meilleur S3 Best S3 | Temps idéal Ideal Time | Temps Time | Ecart Gap | Tour Lap | Vitesse Speed |
|------------|-----------|-----------------------|-----|------------------------|------------------------|------------------------|---------------------------|---------------|--------------|-------------|------------------|
| 1 | 694 | RENAUDIN Adrien | | 15.175 | 20.606 | 16.373 | 52.154 | 52.255 | | 5 | 95,34 |
| 2 | 624 | RICCI Thomas | | 15.259 | 20.607 | 16.389 | 52.255 | 52.284 | +0.029 | 8 | 95,29 |
| 3 | 622 | BREYSSE Kevin | | 15.287 | 20.630 | 16.379 | 52.296 | 52.296 | +0.041 | 6 | 95,27 |
| 4 | 690 | PETELET Milan | | 15.253 | 20.625 | 16.424 | 52.302 | 52.305 | +0.050 | 7 | 95,25 |
| 5 | 631 | DE PAUW Ulysse | | 15.261 | 20.573 | 16.428 | 52.262 | 52.308 | +0.053 | 6 | 95,25 |
| 6 | 675 | GODEFROID William | | 15.263 | 20.605 | 16.377 | 52.245 | 52.342 | +0.087 | 6 | 95,18 |
| 7 | 635 | MUTH Esteban | | 15.251 | 20.653 | 16.383 | 52.287 | 52.347 | +0.092 | 5 | 95,18 |
| 8 | 617 | COLLIGNON Corentin | | 15.265 | 20.606 | 16.366 | 52.237 | 52.370 | +0.115 | 8 | 95,13 |
| 9 | 602 | VENET François-Xavier | | 15.302 | 20.664 | 16.408 | 52.374 | 52.433 | +0.178 | 6 | 95,02 |
| 10 | 663 | MULLER Alexander | | 15.357 | 20.656 | 16.362 | 52.375 | 52.439 | +0.184 | 6 | 95,01 |
| 11 | 612 | WILSON Euan | | 15.346 | 20.630 | 16.417 | 52.393 | 52.458 | +0.203 | 8 | 94,97 |
| 12 | 626 | FAVARO Simone | | 15.379 | 20.536 | 16.517 | 52.432 | 52.462 | +0.207 | 6 | 94,97 |
| 13 | 609 | BOUVIER Yann | | 15.258 | 20.657 | 16.408 | 52.323 | 52.464 | +0.209 | 11 | 94,96 |
| 14 | 636 | GHEÑO Jacopo | | 15.324 | 20.725 | 16.445 | 52.494 | 52.543 | +0.288 | 7 | 94,82 |
| 15 | 657 | COUÏT Anthony | | 15.350 | 20.645 | 16.473 | 52.468 | 52.554 | +0.299 | 7 | 94,80 |
| 16 | 621 | VERHAEREN Nygel | | 15.409 | 20.698 | 16.464 | 52.571 | 52.576 | +0.321 | 6 | 94,76 |
| 17 | 633 | SUAU Andréa | | 15.476 | 20.644 | 16.458 | 52.578 | 52.578 | +0.323 | 11 | 94,76 |
| 18 | 603 | FRAISSE Vincent | | 15.391 | 20.713 | 16.399 | 52.503 | 52.585 | +0.330 | 7 | 94,74 |
| 19 | 611 | VANDENBROECK Shane | | 15.361 | 20.739 | 16.374 | 52.474 | 52.609 | +0.354 | 11 | 94,70 |
| 20 | 680 | JEANNE Max | | 15.356 | 20.756 | 16.449 | 52.561 | 52.610 | +0.355 | 5 | 94,70 |
| 21 | 684 | ROOVERS Noah | | 15.298 | 20.758 | 16.448 | 52.504 | 52.619 | +0.364 | 4 | 94,68 |
| 22 | 660 | ROYCE Yu | | 15.326 | 20.753 | 16.391 | 52.470 | 52.643 | +0.388 | 8 | 94,64 |
| 23 | 610 | FELBER Alessandro | | 15.273 | 20.754 | 16.434 | 52.461 | 52.686 | +0.431 | 6 | 94,56 |
| 24 | 607 | GIRARD Ingrid | | 15.393 | 20.674 | 16.543 | 52.610 | 52.690 | +0.435 | 5 | 94,56 |
| 25 | 659 | GREETHAM Oliver | | 15.379 | 20.760 | 16.539 | 52.678 | 52.720 | +0.465 | 9 | 94,50 |
| 26 | 618 | ROUCHY Jeffrey | | 15.414 | 20.780 | 16.531 | 52.725 | 52.725 | +0.470 | 11 | 94,49 |
| 27 | 640 | TAN Ethan | | 15.340 | 20.840 | 16.500 | 52.680 | 52.727 | +0.472 | 5 | 94,49 |
| 28 | 604 | BROWNE Johnatan | | 15.450 | 20.746 | 16.534 | 52.730 | 52.762 | +0.507 | 5 | 94,43 |
| 29 | 634 | WAELEBROUCK Ronan | | 15.393 | 20.899 | 16.463 | 52.755 | 52.820 | +0.565 | 5 | 94,32 |
| 30 | 625 | TORPY Harry | | 15.358 | 20.894 | 16.532 | 52.784 | 52.828 | +0.573 | 6 | 94,31 |
| 31 | 627 | ROSSI Giacomo | | 15.441 | 20.795 | 16.544 | 52.780 | 52.831 | +0.576 | 11 | 94,30 |
| 32 | 650 | GRAHAM Jack | | 15.451 | 20.881 | 16.515 | 52.847 | 52.882 | +0.627 | 6 | 94,21 |
| 33 | 670 | SCHETTINO Mario | | 15.434 | 20.970 | 16.511 | 52.915 | 52.956 | +0.701 | 7 | 94,08 |
| 34 | 644 | MARION Aurélien | | 15.492 | 20.909 | 16.518 | 52.919 | 52.991 | +0.736 | 5 | 94,02 |
| 35 | 637 | RETOU Alexandre | | 15.408 | 20.966 | 16.580 | 52.954 | 53.144 | +0.889 | 5 | 93,75 |
| 36 | 655 | GRANELLI Alessandro | | 15.982 | 21.515 | 17.023 | 54.520 | 54.617 | +2.362 | 9 | 91,22 |

Sous réserve de contrôle technique ou de fait sportif

Steward #1-

Steward #2

Steward #3

X30 Super Shifter Essais Qualificatifs

Classement officiel de la séance / Official Session classification

| Clt Rnk | N° No. | Pilote Driver | Nat | Meilleur S1 Best S1 | Meilleur S2 Best S2 | Meilleur S3 Best S3 | Temps idéal Ideal Time | Temps Time | Ecart Gap | Tour Lap | Vitesse Speed |
|---------|--------|------------------------------|-----|------------------------|------------------------|------------------------|---------------------------|---------------|--------------|-------------|------------------|
| 1 | 721 | BALE Tom | | 15.009 | 20.466 | 16.326 | 51.801 | 51.871 | | 6 | 96,05 |
| 2 | 770 | PELLIZZARI Alessandro | | 15.037 | 20.518 | 16.340 | 51.895 | 51.974 | +0.103 | 5 | 95,86 |
| 3 | 704 | BAKKER Roy | | 15.146 | 20.539 | 16.341 | 52.026 | 52.049 | +0.178 | 8 | 95,72 |
| 4 | 750 | DELRE Thierry | | 15.005 | 20.687 | 16.392 | 52.084 | 52.099 | +0.228 | 6 | 95,63 |
| 5 | 731 | HUIBERS Kristof | | 15.103 | 20.474 | 16.549 | 52.126 | 52.130 | +0.259 | 6 | 95,57 |
| 6 | 741 | CEBRIAN ARIZA Gerard | | 15.159 | 20.498 | 16.378 | 52.035 | 52.138 | +0.267 | 7 | 95,56 |
| 7 | 706 | LUDI Kevin | | 15.133 | 20.608 | 16.429 | 52.170 | 52.170 | +0.299 | 5 | 95,50 |
| 8 | 737 | PIIRIMAGI Sten | | 15.089 | 20.580 | 16.453 | 52.122 | 52.182 | +0.311 | 7 | 95,48 |
| 9 | 746 | VANSTEENBERGHE Thomas | | 15.115 | 20.758 | 16.317 | 52.190 | 52.190 | +0.319 | 6 | 95,46 |
| 10 | 742 | SOUSA Yohan | | 15.113 | 20.642 | 16.493 | 52.248 | 52.268 | +0.397 | 6 | 95,32 |
| 11 | 732 | DRION Maxime | | 15.129 | 20.657 | 16.469 | 52.255 | 52.311 | +0.440 | 6 | 95,24 |
| 12 | 759 | PALMAERS Olivier | | 15.185 | 20.617 | 16.434 | 52.236 | 52.319 | +0.448 | 7 | 95,23 |
| 13 | 705 | BANGUI Naim | | 15.190 | 20.609 | 16.543 | 52.342 | 52.377 | +0.506 | 8 | 95,12 |
| 14 | 717 | SLOTMAN Mickey | | 15.154 | 20.737 | 16.490 | 52.381 | 52.396 | +0.525 | 8 | 95,09 |
| 15 | 712 | SCHOELL Constantin | | 15.195 | 20.707 | 16.493 | 52.395 | 52.406 | +0.535 | 8 | 95,07 |
| 16 | 729 | SOTIROPOULOS Soti | | 15.115 | 20.786 | 16.459 | 52.360 | 52.432 | +0.561 | 7 | 95,02 |
| 17 | 755 | SMEETS Jesse | | 15.262 | 20.726 | 16.497 | 52.485 | 52.485 | +0.614 | 7 | 94,92 |
| 18 | 733 | OP DE BEECK Frédéric | | 15.176 | 20.762 | 16.498 | 52.436 | 52.487 | +0.616 | 7 | 94,92 |
| 19 | 789 | ROSE Fraser | | 15.147 | 20.756 | 16.417 | 52.320 | 52.500 | +0.629 | 9 | 94,90 |
| 20 | 727 | NORRIS John | | 15.196 | 20.714 | 16.495 | 52.405 | 52.517 | +0.646 | 9 | 94,87 |
| 21 | 725 | ALLEN Scott | | 15.233 | 20.810 | 16.434 | 52.477 | 52.526 | +0.655 | 7 | 94,85 |
| 22 | 763 | MAATOUGUI Adam | | 15.294 | 20.681 | 16.538 | 52.513 | 52.543 | +0.672 | 7 | 94,82 |
| 23 | 747 | PULLINGER Barrie | | 15.205 | 20.767 | 16.519 | 52.491 | 52.596 | +0.725 | 7 | 94,72 |
| 24 | 760 | RAMON Jordan | | 15.282 | 20.731 | 16.556 | 52.569 | 52.680 | +0.809 | 7 | 94,57 |
| 25 | 728 | LOUNGAR Benjamin | | 15.288 | 20.754 | 16.578 | 52.620 | 52.743 | +0.872 | 5 | 94,46 |
| 26 | 751 | HERBLOT Vincent | | 15.209 | 20.840 | 16.548 | 52.597 | 52.748 | +0.877 | 8 | 94,45 |
| 27 | 703 | HAUMONT Youri | | 15.284 | 20.893 | 16.614 | 52.791 | 52.842 | +0.971 | 8 | 94,28 |
| 28 | 716 | HELLEMANS Eric | | 15.364 | 20.773 | 16.703 | 52.840 | 52.905 | +1.034 | 10 | 94,17 |
| 29 | 777 | AVRAND Maxime | | 15.409 | 20.870 | 16.657 | 52.936 | 53.091 | +1.220 | 9 | 93,84 |
| 30 | 726 | HRAYR Khatchadourian | | 15.394 | 20.944 | 16.749 | 53.087 | 53.122 | +1.251 | 6 | 93,79 |
| 31 | 765 | RODRIGUEZ Ismael | | 15.354 | 20.881 | 16.687 | 52.922 | 53.152 | +1.281 | 6 | 93,73 |
| 32 | 754 | ODHRAN Henry | | 15.369 | 20.969 | 16.781 | 53.119 | 53.152 | +1.281 | 9 | 93,73 |
| 33 | 734 | LEVI Ariel | | 15.478 | 20.896 | 16.794 | 53.168 | 53.217 | +1.346 | 9 | 93,62 |
| 34 | 711 | ANNIVAS Alexandros | | 16.043 | 22.138 | 17.614 | 55.795 | 56.178 | +4.307 | 4 | 88,68 |

Sous réserve de contrôle technique ou de fait sportif

Steward #1-

Steward #2

Steward #3