

X30 Mini

Qualifying Practice (QP) Results

Document 4.1 OFFICIAL

Subject to scrutineering & sporting investigations

Rnk	No.	Entrant	Nation	Driver	Nat	Equipment	Sector 1	Sector 2	Sector 3	Time	Gap	Laps
1	928	MDC		MELENDEZ PARDI Alejandro		Crg / X30 / Komet	23.918	20.485	25.289	1:09.692		6
2	923	FA RACING SPAIN		SERGIO Ruiz Alvarez		Fa Model Neos / X30 / Komet	23.915	20.511	25.366	1:09.792	0.100	5
3	915			ABRAHAM Kimmy		Tony Kart / X30 / Komet	24.031	20.477	25.339	1:09.847	0.155	6
4	922	FA RACING SPAIN		PEIRÓ LUZÁRRAGA Miguel		Fa Neos / X30 / Komet	24.029	20.487	25.412	1:09.928	0.236	5
5	927	DAN HOLLAND RACING		VOLT Ruben		Fa Kart / X30 / Komet	24.130	20.579	25.508	1:10.217	0.525	5
6	913	FUSION MOTORSPORT		WRIGHT Oliver		Tonykart / X30 / Komet	23.984	20.806	25.723	1:10.513	0.821	6
7	912	PDB		OTTINK Nathan		Falcon / X30 / Komet	24.324	20.735	25.474	1:10.533	0.841	5
8	918			BOGDAN IONUT Brie		Tony Kart / X30 / Komet	24.201	20.749	25.590	1:10.540	0.848	5
9	931	EUROKARTING		PATRICE Kowalewski		Otk / X30 / Komet	24.426	20.892	25.568	1:10.886	1.194	5
10	933	TYS RACING		VERBRUGGE Maxens		Otk / X30 / Komet	24.471	20.960	25.550	1:10.981	1.289	5
11	914	UNIQ RACING		WOJCICKI Aleksander		Kosmic / X30 / Komet	24.510	20.892	25.824	1:11.226	1.534	5
12	919	MAD-CROC KARTING FINLAND		HASSINEN Tomas		Mad-Croc Karting / X30 / Komet	24.511	21.081	25.723	1:11.315	1.623	5

Start Time : 23/03 - 15:20:00

Best Lap : No.928 MELENDEZ PARDI Alejandro

1:09.692

77.48 Kph

Weather : Cloudy Air : 8°C Track : Dry

IAME Euro Series - Salbris (FRA) 22-25/03/2018

Page 1 / 1

RGMMC/Apex Timing

Apex Timing 

X30 Junior

Qualifying Practice (QP) Results

Document 8.1 OFFICIAL

Subject to scrutineering & sporting investigations

Rnk	No.	Driver	Nat	QPS1	QPS2	Time	Gap	Laps	Group
1	6	DIMITROV Georgi		-	1:01.661	1:01.661		7	A
2	24	BOYA Mari		1:01.712	-	1:01.712	0.051	6	B
3	29	GILBERT Lewis		-	1:01.792	1:01.792	0.131	7	C
4	54	LLOYD Alex		-	1:01.843	1:01.843	0.182	7	D
5	7	VAN T'HOFF Dilano		1:01.915	-	1:01.915	0.254	6	A
6	63	MASSON Esteban		-	1:01.928	1:01.928	0.267	7	B
7	41	PRESTON Luke		-	1:01.939	1:01.939	0.278	7	C
8	35	ROWLEDGE Josh		-	1:01.939	1:01.939	0.278	7	D
9	37	RATTICAN Joshua		-	1:01.974	1:01.974	0.313	7	A
10	42	KADAPIK Rimmo		1:01.980	-	1:01.980	0.319	6	B
11	34	PARDO LARROSA Victor		-	1:02.023	1:02.023	0.362	7	C
12	60	LEUNG Jason		-	1:02.110	1:02.110	0.449	7	D
13	127	LEISTRA Luca		-	1:02.137	1:02.137	0.476	6	A
14	69	BALOTA Sam		1:02.160	-	1:02.160	0.499	7	B
15	38	SHIELDS Cian		-	1:02.192	1:02.192	0.531	7	C
16	36	RIPLEY Zach		-	1:02.196	1:02.196	0.535	7	D
17	18	PYŁKA Oli		-	1:02.213	1:02.213	0.552	6	A
18	19	MAYER Maximus		1:02.305	-	1:02.305	0.644	6	B
19	11	GAZEAU Cesar		1:02.318	-	1:02.318	0.657	6	C
20	17	NICOULEAU William		1:02.334	-	1:02.334	0.673	6	D
21	76	MCLEAN Joshua		-	1:02.334	1:02.334	0.673	7	A
22	99	IVANOV Alex		-	1:02.349	1:02.349	0.688	7	B
23	64	MOAR Urbeltz		-	1:02.361	1:02.361	0.700	7	C
24	46	HAKALA Ronan Patrick		1:02.367	-	1:02.367	0.706	6	D
25	4	JOULIÉ Enzo		-	1:02.388	1:02.388	0.727	7	A
26	15	ALGRE Ken Oskar		-	1:02.410	1:02.410	0.749	7	B
27	49	ZANFARI Suleiman		1:02.412	-	1:02.412	0.751	7	C
28	100	OLIVER Goethe		-	1:02.434	1:02.434	0.773	7	D
29	47	BELDA ROMEUF Hugo		1:02.455	-	1:02.455	0.794	6	A
30	58	MALINOVSKIS Matiss		-	1:02.458	1:02.458	0.797	7	B
31	48	MCNEILLY Liam		1:02.554	-	1:02.554	0.893	6	C
32	40	VOLOSANKIN Viacheslav		1:02.624	-	1:02.624	0.963	7	D
33	27	LOLA Lovinfosse		1:02.647	-	1:02.647	0.986	6	A
34	65	DADHLEY Jaivir		1:02.744	-	1:02.744	1.083	6	B
35	112	DELBART Lois		-	1:02.756	1:02.756	1.095	7	C
36	12	REXHEPI Eron		1:02.808	-	1:02.808	1.147	6	D
37	62	SOULAN Victor		1:02.863	-	1:02.863	1.202	7	A
38	20	BARRETT Alicia		-	1:02.870	1:02.870	1.209	6	B
39	50	NORMAN AMARIN Robin		1:02.883	-	1:02.883	1.222	6	C
40	85	JANSEN Linus		1:02.935	-	1:02.935	1.274	7	D
41	23	SPINKIEWICZ Jerzy		1:02.944	-	1:02.944	1.283	6	A
42	16	LEBBON Tom		1:02.947	-	1:02.947	1.286	7	B
43	144	TUDISCA Alessandro		1:02.960	-	1:02.960	1.299	7	C
44	55	WILKEN Christian		1:03.013	-	1:03.013	1.352	7	D
45	61	ABRAMCZYK Noam		1:03.097	-	1:03.097	1.436	7	A
46	59	DANILEIKO Philipp		-	1:03.610	1:03.610	1.949	6	B
47	30	MEAKIN Zac		-	1:03.701	1:03.701	2.040	5	C
48	43	ALANS BOSCH Èric		1:03.742	-	1:03.742	2.081	6	D
49	32	HASSINEN Jasper		1:04.044	-	1:04.044	2.383	6	A
50	31	GREGOR Daniel		1:15.762	-	1:15.762	14.101	1	B
Not Classified									
	84	NUREDINI Herolind		-	DSQ				C














Gap Between Series : 100.08%

X30 Super Shifter

Qualifying Practice (QP) Results

Document 4

Subject to scrutineering & sporting investigations

Rnk	No.	Driver	Nat	Sector 1	Sector 2	Sector 3	Time	Gap	Laps
1	637	PIIRIMAGI Sten Dorian		19.626	17.457	21.027	58.110		5
2	616	KORJUS Kaspar		19.685	17.373	21.059	58.117	0.007	5
3	615	ROHRBASSER Nicolas		19.673	17.441	21.138	58.252	0.142	6
4	619	LEON Carlos		19.609	17.473	21.201	58.283	0.173	6
5	620	PULLINGER Barrie		19.747	17.561	21.156	58.464	0.354	5
6	611	LUDI Kevin		19.681	17.552	21.237	58.470	0.360	5
7	622	DELRÉ Thierry		19.704	17.476	21.290	58.470	0.360	6
8	612	SEEWER Philipp		19.729	17.579	21.206	58.514	0.404	5
9	613	BIFFIGER Michel		19.808	17.630	21.238	58.676	0.566	6
10	632	FLORENT Jimenez		19.723	17.738	21.529	58.990	0.880	6
11	618	RAMMO Antti		19.893	17.719	21.513	59.125	1.015	5
12	621	CHALET Lionel		20.120	18.132	21.726	59.978	1.868	6
13	617	DIAS Joao		20.649	18.402	22.613	1:01.664	3.554	6

Start Time : 23/03 - 17:20:00

Best Lap : No.637 PIIRIMAGI Sten Dorian

58.110

92.92 Kph

Weather : Cloudy Air : 8°C Track : Dry