






IAME SERIES BENELUX (2)

Ostricourt

Cadet

Essais Qualificatifs / Qualifying Practice

Classement officiel de la séance

Cl Rnk	N° No.	Pilote Driver	Nat	Temps Time	Ecart Gap
1	25	ABRAHAM Kimmy		1:10.554	
2	13	KOK Milan		1:11.082	+0.528
3	22	DE RIDDER Wout		1:11.102	+0.548
4	15	LACROIX Simon		1:11.488	+0.934
5	44	DEMELENNE Romuald		1:11.987	+1.433
6	8	BEKTAS Gabriel		1:14.517	+3.963
7	28	MOUOYA Rayhan		1:15.065	+4.511
8	45	GYSEMBERGH Louis		1:18.352	+7.798
9	93	PIRMEZ Théo		2:51.941	+1:41.387

Timekeeper

Heure d'affichage

Steward #1

IAME SERIES BENELUX (2)

Ostricourt

Mini

Essais Qualificatifs / Qualifying Practice

Classement de la séance

Cl Rnk	N°	Pilote	Nat	Temps Time	Ecart Gap
1	833	VAN T PAD BOSCH Sacha		1:06.068	
2	827	HORCICKA Lukas		1:06.210	+0.142
3	808	OUTRAN Clément		1:06.215	+0.147
4	819	RAMAECKERS Thibaut		1:06.470	+0.402
5	809	STRAUVEN Thomas		1:06.592	+0.524
6	844	KOWALEWSKI Patrice		1:06.709	+0.641
7	814	LELAURE Nils		1:06.808	+0.740
8	161	GELADE Thibault		1:07.000	+0.932
9	851	VISSER Dylan		1:07.054	+0.986
10	889	VAN TILBURGH Nicklas		1:07.063	+0.995
11	815	VAUSORT Arthur		1:07.113	+1.045
12	821	VERBRUGGE Maxence		1:07.144	+1.076
13	822	THIERIE Mathias		1:07.189	+1.121
14	867	DE BRUIJN Mark		1:07.222	+1.154
15	877	LAMMERS Rene		1:07.246	+1.178
16	888	ALLART Emilien		1:07.439	+1.371
17	878	HOANG Arthur		1:07.497	+1.429
18	835	FEDORENKO Luka		1:07.509	+1.441
19	802	HOUSLEY Freddy		1:07.628	+1.560
20	853	DE VOS Dinand		1:07.659	+1.591
21	810	CATH Constantin		1:08.217	+2.149
22	818	VERLINDEN Sverre		1:11.161	+5.093

N° 877 Suppression des 2 meilleurs temps des Essais Chronométrés
Absence au Briefing (Article 2.18 des prescriptions générales CIK-FIA) Décision n° 1

Sous réserve de fait sportif ou contrôle technique

Timekeeper

Heure d'affichage

Steward #1

IAME SERIES BENELUX (2)

Ostricourt

X30 Senior

Classement des essais / Practice classification











Clt Rnk	N°	Pilote	Nat	Séance 1 Session 1	Séance 2 Session 2	Temps Time	Ecart Gap	Tour Lap	Vitesse Speed
1	201	VAN SPLUNTEREN Joey			58.096	58.096		8	92,94
2	205	SMIT Nick		58.772		58.772	+0.676	7	91,88
3	202	MUTH O'Neill			58.203	58.203	+0.107	8	92,77
4	212	HEBETTE Martin		58.829		58.829	+0.733	9	91,79
5	203	LEVEQUE Enzo			58.228	58.228	+0.132	9	92,73
6	293	MUTH Esteban		58.873		58.873	+0.777	8	91,72
7	228	KOOLEN Niels			58.255	58.255	+0.159	8	92,69
8	236	JACOBS David		58.942		58.942	+0.846	8	91,61
9	257	COLLIGNON Corentin			58.275	58.275	+0.179	7	92,66
10	268	STEENMAN Daan		59.012		59.012	+0.916	7	91,50
11	254	VAN DE WESTELAKEN Rivaldo			58.303	58.303	+0.207	8	92,61
12	284	HENRARD Simon		59.243		59.243	+1.147	9	91,15
13	289	KALTEREN Henkie			58.317	58.317	+0.221	9	92,59
14	204	DESGARDIN Romain		59.260		59.260	+1.164	7	91,12
15	269	GOLDSTEIN Elie			58.319	58.319	+0.223	9	92,59
16	287	BALOTA Sam		59.370		59.370	+1.274	9	90,95
17	240	PRINCE Alfie			58.322	58.322	+0.226	9	92,58
18	246	BOOKAERTS Griffin		59.397		59.397	+1.301	9	90,91
19	241	RASPATELLI Matteo			58.431	58.431	+0.335	8	92,41
20	261	MOONEN Anthony		59.426		59.426	+1.330	9	90,86
21	219	CORDIER Mathis			58.511	58.511	+0.415	8	92,29
22	281	MOCHALSKI Pierre		59.515		59.515	+1.419	9	90,73
23	220	DELBAUF Matthieu			58.514	58.514	+0.418	8	92,28
24	271	GOOVAERTS Yarne		59.616		59.616	+1.520	9	90,57
25	258	DANHIER Behhan			58.539	58.539	+0.443	8	92,24
26	247	MAURICE Louis		59.643		59.643	+1.547	9	90,53
27	255	STEHOUWER Kevin			58.540	58.540	+0.444	8	92,24
28	249	CANDAS Caroline		59.724		59.724	+1.628	8	90,41
29	253	STALMANS Tuur			58.543	58.543	+0.447	8	92,23
30	206	DETRY Diego		59.760		59.760	+1.664	9	90,36
31	207	JEWEL Vincent			58.547	58.547	+0.451	7	92,23
32	244	SAMSON Ethan		59.937		59.937	+1.841	9	90,09
33	330	SZABO Boldiszar			58.763	58.763	+0.667	8	91,89
34	282	HEZEMANS Liam		1:00.079		1:00.079	+1.983	9	89,88
35	245	HEIJMANS Beau			58.855	58.855	+0.759	8	91,75
36	237	VERHILLE Kjen		1:00.115		1:00.115	+2.019	9	89,82
37	208	ROGER Justin			58.856	58.856	+0.760	8	91,74
38	285	BENOIT Clémentine		1:00.287		1:00.287	+2.191	9	89,57
39	265	JEAN Maxime			58.892	58.892	+0.796	8	91,69
40	304	LOMKO Lev		1:00.374		1:00.374	+2.278	6	89,44
41	229	RUA Vincent			59.322	59.322	+1.226	8	91,02
42	222	DECADI Enzo		1:04.983		1:04.983	+6.887	3	83,09
43	226	FOURNY Emilien			59.359	59.359	+1.263	9	90,97
44	215	UZAN Tom		1:08.091		1:08.091	+9.995	4	79,30
45	288	CHALET Lionel			59.526	59.526	+1.430	8	90,71
46	233	DIAS Xavier		1:08.271		1:08.271	+10.175	3	79,09

IAME SERIES BENELUX (2)

Ostricourt

X30 Senior

Classement des essais / Practice classification

Cl	N°	Pilote	Nat	Séance 1 Session 1	Séance 2 Session 2	Temps Time	Ecart Gap	Tour Lap	Vitesse Speed
47	291	KAVEHZADEH Ryan			59.543	59.543	+1.447	9	90,69
48	211	VENET François Xavier		1:08.780		1:08.780	+10.684	2	78,51
49	280	NIEUWENHUIZEN Luca			59.682	59.682	+1.586	9	90,47
50	259	COCHET Bastien		1:09.559		1:09.559	+11.463	3	77,63
51	264	COMMISSARIS Rémy			59.995	59.995	+1.899	9	90,00
52	286	NELISSEN Thom		1:10.975		1:10.975	+12.879	2	76,08
53	242	ROGER Jules			1:00.074	1:00.074	+1.978	8	89,88
54	232	ONSTENK Mike		1:12.509		1:12.509	+14.413	3	74,47
55	297	TABAK Larissa			1:00.458	1:00.458	+2.362	8	89,31
56	274	CUPPENS Nick		1:12.835		1:12.835	+14.739	3	74,14

Ecart entre les groupes : 1.164% /

Non Classés / Not Classified

227	CARLIER Valentin		DNS
-----	------------------	---	-----










Sous réserve de fait sportif ou contrôle technique

IAME SERIES BENELUX (2)

Ostricourt

X30 Junior

Classement des essais qualificatifs / Qualifying Practice classification

Cl	N°	Pilote	Nat	Séance 1	Séance 2	Temps	Ecart
Rnk	No.	Driver		Session 1	Session 2	Time	Gap
1	107	MATON Noah			59.121	59.121	
2	144	TUDISCA Alessandro		59.252		59.252	+0.131
3	125	SPINKIEWICZ Jerzy			59.564	59.564	+0.443
4	116	LOUIS Victor		59.315		59.315	+0.194
5	118	PRINS Dani			59.618	59.618	+0.497
6	114	PLOEG Bart		59.375		59.375	+0.254
7	108	DREES Jordi			59.695	59.695	+0.574
8	115	Taelman Lucas		59.568		59.568	+0.447
9	122	STEVENHEYDENS Yani			59.698	59.698	+0.577
10	173	SHIELDS Cian		59.781		59.781	+0.660
11	148	MC NEILLY Liam			59.715	59.715	+0.594
12	194	GIRAudeau Manon		59.865		59.865	+0.744
13	120	DOKKUM Dinand			59.724	59.724	+0.603
14	137	DELL'ATTI François		59.908		59.908	+0.787
15	124	MELI Angelo			59.816	59.816	+0.695
16	136	RIPLEY Zach		59.941		59.941	+0.820
17	117	OTTINK Nathan			59.872	59.872	+0.751
18	101	BESSION Hugo		1:00.076		1:00.076	+0.955
19	105	PELINI Andrea			1:00.025	1:00.025	+0.904
20	106	FAYT Olivan		1:00.086		1:00.086	+0.965
21	140	VANMEERT Sita			1:00.084	1:00.084	+0.963
22	166	FAGBEMI Mathys		1:00.119		1:00.119	+0.998
23	129	VIGNJEVIC Pierre			1:00.179	1:00.179	+1.058
24	103	FOCAN Mathias		1:00.235		1:00.235	+1.114
25	150	LILLEY Christian			1:00.483	1:00.483	+1.362
26	155	VERBEECK Liam		1:00.261		1:00.261	+1.140
27	158	RAVESTEIN Max			1:00.616	1:00.616	+1.495
28	123	VAN DEN BERG Axel		1:00.320		1:00.320	+1.199
29	183	PAQUE Benjamin			1:01.774	1:01.774	+2.653
30	104	HOVELACQUE Benjamin		1:00.487		1:00.487	+1.366
31	188	KROONE Tristan			1:05.375	1:05.375	+6.254
32	126	LEITE Antonio		1:00.859		1:00.859	+1.738







Ecart entre les groupes : 0.222% /

Timekeeper

Heure d'affichage

Steward #1

IAME SERIES BENELUX (2)
Ostricourt
X30 Master/Gentleman
Essais Qualificatifs / Qualifying Practice
Classement officiel de la séance

Cl Rnk	N°	Pilote	Nat	Temps Time	Ecart Gap
1	416	KIELTYKA Fabien		58.941	
2	437	BAUTHIER Hubert		59.007	+0.066
3	491	VERHAMME Bjorn		59.048	+0.107
4	442	DE SMET Denis		59.071	+0.130
5	432	TODOROV Yves		59.189	+0.248
6	409	PALMAERS Olivier		59.195	+0.254
7	401	BONNES Justin		59.247	+0.306
8	487	CHAPELLE Nicolas		59.290	+0.349
9	498	HENRY Quentin		59.459	+0.518
10	441	BERGHMANS Benjamin Jr		59.576	+0.635
11	571	DO Laurent		59.645	+0.704
12	522	BAZARD Alain		59.674	+0.733
13	488	PETRALIA Massimo		59.687	+0.746
14	430	VAN ASSCHE Jan		59.726	+0.785
15	450	JAMOYE Julien		59.726	+0.785
16	460	WEMEAUX Jonathan		59.981	+1.040
17	406	DOCKIER Jérémy		1:00.580	+1.639

Timekeeper

Herue d'affichage

Steward #1

IAME SERIES BENELUX (2)
Ostricourt
Super Shifter
Essais Qualificatifs / Qualifying Practice
Classement officiel de la séance

Cl Rnk	N°	Pilote	Nat	Temps Time	Ecart Gap
1	737	PIIRIMAGI Sten		55.934	
2	724	CLAES Sam		56.005	+0.071
3	733	OP DE BEECK Frederic		56.049	+0.115
4	734	WELBROUCK Ronan		56.106	+0.172
5	770	HUIBERS Christof		56.109	+0.175
6	701	BAKKER Roy		56.184	+0.250
7	761	KASPAR Korjus		56.201	+0.267
8	727	BARTSOEN Raphael		56.417	+0.483
9	713	GRINWIS Rowan		56.492	+0.558
10	756	GREGOIRE Corentin		56.736	+0.802
11	716	HELLEMANS Erik		56.804	+0.870
12	746	VANSTEENBERGHE Thomas		56.832	+0.898
13	702	DELCROIX Kevin		56.851	+0.917
14	789	DE-SCHEPPER Hugues		57.458	+1.524
15	769	SWANNET Alexander		57.520	+1.586
16	704	COLLAERS Cédric		1:04.333	+8.399

N° 704 Suppression des 2 meilleurs temps des Essais Chronométrés
Absence au Briefing (Article 2.18 des prescriptions générales CIK-FIA) Décision n° 3

Timekeeper

Heure d'affichage

Steward #1